

4. User's Guide For CR8 Remote Controller

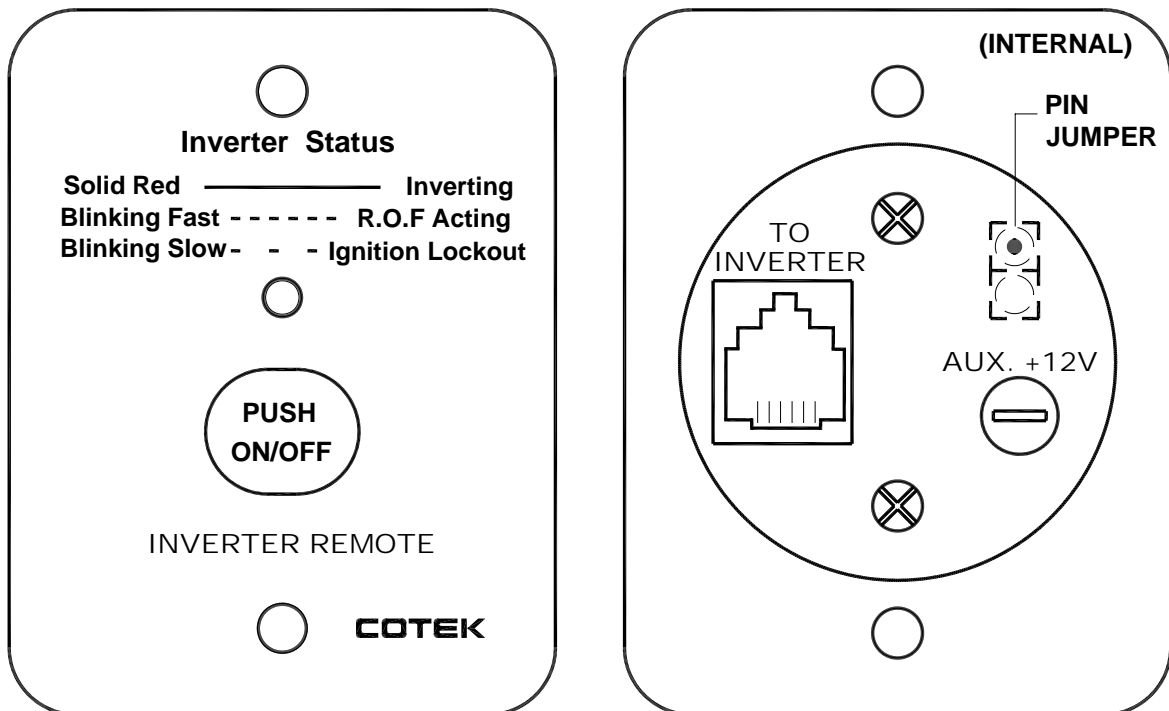
4-1. Features :

- Remote ON/OFF inverter operation
- Ignition lockout information display and R.O.F Acting

4-2. Specification:

- Input Voltage Ranger: 10.5 – 30Vdc By Inverter
- Operating Temperature Range : 0 – 40 °C
- Storage Temperature Range : - 30 °C - 70 °C
- Stand-By Current Draw : < 40mA
- Applicable Models : ST600 / SK700 / 1000 / 1500 / 2000 / 3000

4-3. Introduction :



- This is a simple ON / OFF remote control.
 - * Steady flashing red LED light indicates the Inverter is ON.

- * Fast flashing red LED light indicates that it is in **Return Override Function** selection status.
- * Slow flashing red LED light indicates that it is in **Ignition Lockout Function** selection status.
- The wire JP1 is placed inside the remote controller and it is to indicate either **Return Override Function** or **Ignition Lockout Function**.
 - * JP1 jumper “Open” - **Return Override Function**
 - * JP1 jumper “Short” – **Ignition Lockout Function**
 Please note that the default mode is OPEN.
- The wire must go with a 12 Volt 0.5A fuse with proper sizes.
- Connect the wire RJ-11 to the remote port in front of the panel.
 - * **Ignition Lockout function** – The Ignition lockout function is to turn the Inverter OFF when the auxiliary input wiring is connected to the ACC, and 12 Volts is applied.
 - * **Return Override Function** – The **Return Override Function** is to turn the Inverter ON when the auxiliary input wiring is connected to the reverse gear Shift, and 12 Volts is applied.
- Installation Procedure :
 1. Refer to the drawing (see Figure 4) for hole and cutout dimensions.
 2. Use the cable between CR8 remote and the inverter.
 3. Switch the inverter to REMO position.

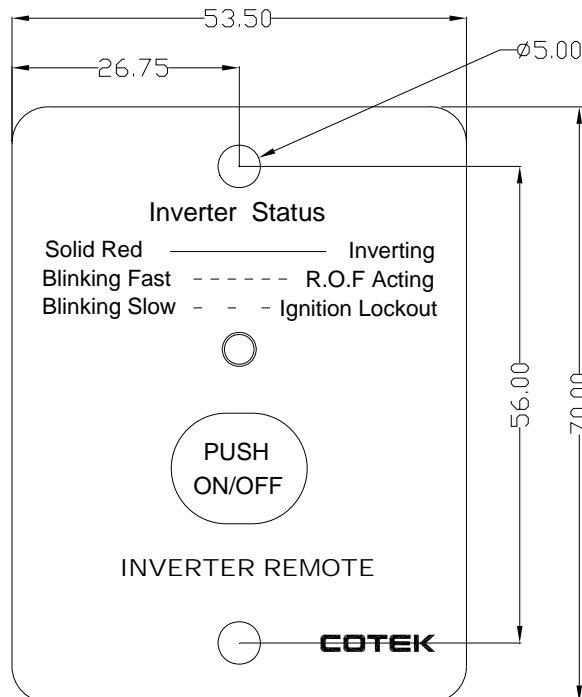
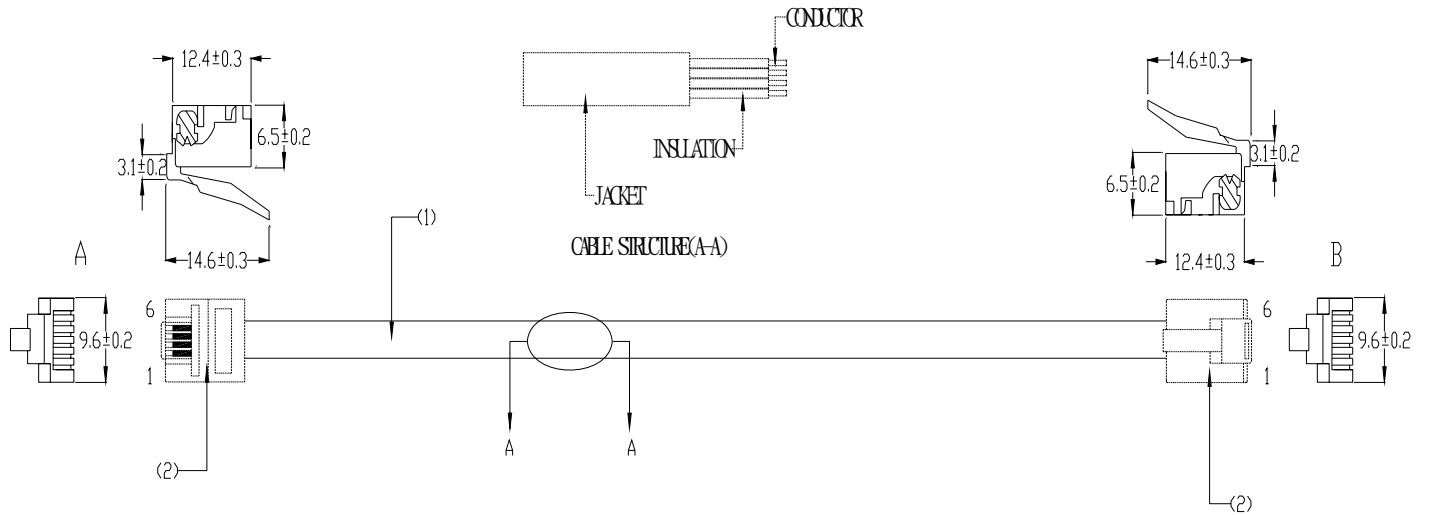


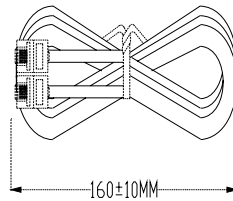
Figure 4

Appendix:

Drawings of CR6, 8 Remote Control Cables



A	COLOR	B
6	NC	6
5	YELLOW	5
4	GREEN	4
3	RED	3
2	BLACK	2
1	NC	1



WARNING!
DO NOT use standard telephone cable.

No. 33, Rong Hsin Rd., Pa Teh City, Tao Yuan County, Taiwan

Phone : 886-3-3661581 FAX : 886-3-3676029

E-mail : sales@cotek.com.tw [http : // www.cotek.com.tw](http://www.cotek.com.tw)