

EXIDE GEL

SEALED TECHNOLOGY WITH RECOMBINATION



EXIDE

THE FIRST NAME IN BATTERIES

MAINTENANCE-FREE, SEALED BATTERY SYSTEM

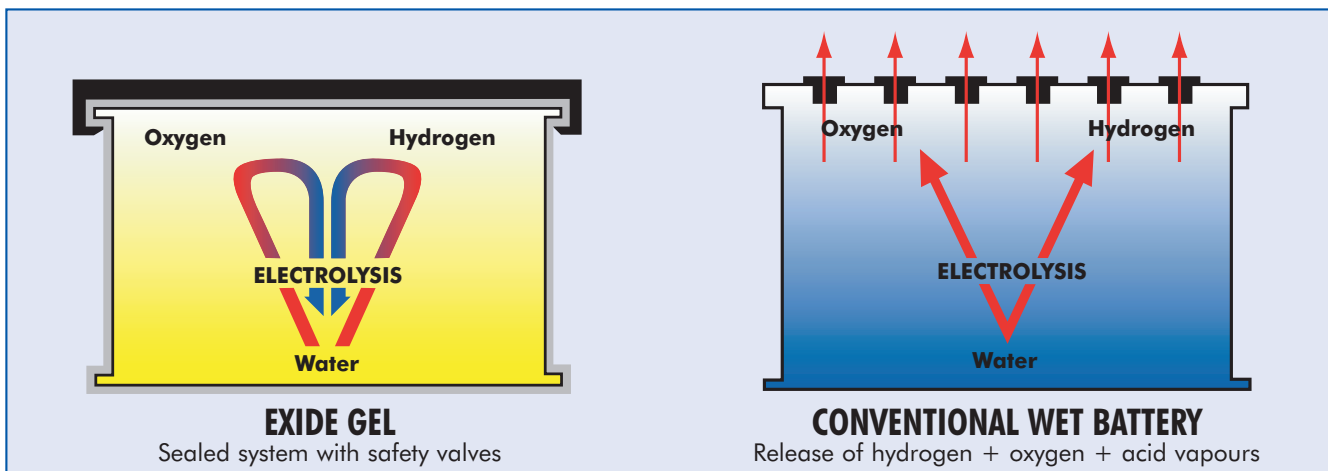
Exide Gel offers reliable cold cranking (starting power) and maximum power supply with a superior cycling performance. The robust construction ensures the battery will continue to work through the most extreme conditions with a high resistance to vibration.

Exide Gel is exceptionally clean and safe to handle. The battery acid is fixed using gel making the Exide Gel completely leak proof, permitting the battery to be inclined to an angle of 180°. Exide Gel incorporates gas recombination technology, ensuring neither gas nor acid vapours are able to escape, making Exide Gel completely maintenance free.

Exide Gel's slow self-discharge rate plus its capability of recovery after deep discharge makes it ideally suited for seasonal or infrequent use.

THE RECOMBINATION PRINCIPLE

In the Exide Gel sealed battery system, the gases produced during charging are recombined back into water within the cells. This means that exceptionally clean and safe handling is guaranteed, because neither gases nor acid vapours are able to escape outside. The Exide Gel is therefore completely maintenance-free.



TECHNICAL FEATURES

Sealed battery system with recombination

Lead/calcium alloy on positive and negative plates

Thick plates with mechanically reinforced positive mass

Acid fixed in gel

Robust construction

BENEFITS

Absolutely maintenance free
Clean & environmentally friendly
No release of acid vapours
Extremely low gassing
Safe application in closed compartments

Constant cold cranking performance over the entire service life
Minimal self discharge - ideal for seasonal applications

Extremely high cycling capability
Long service life with frequent charge and discharge

100% leak proof
Permitted angle of inclination up to 180°
Deep discharged proofed
Deep discharged batteries can be recharged within 4 weeks
No stratification
Suitable for solar applications

High vibration resistance

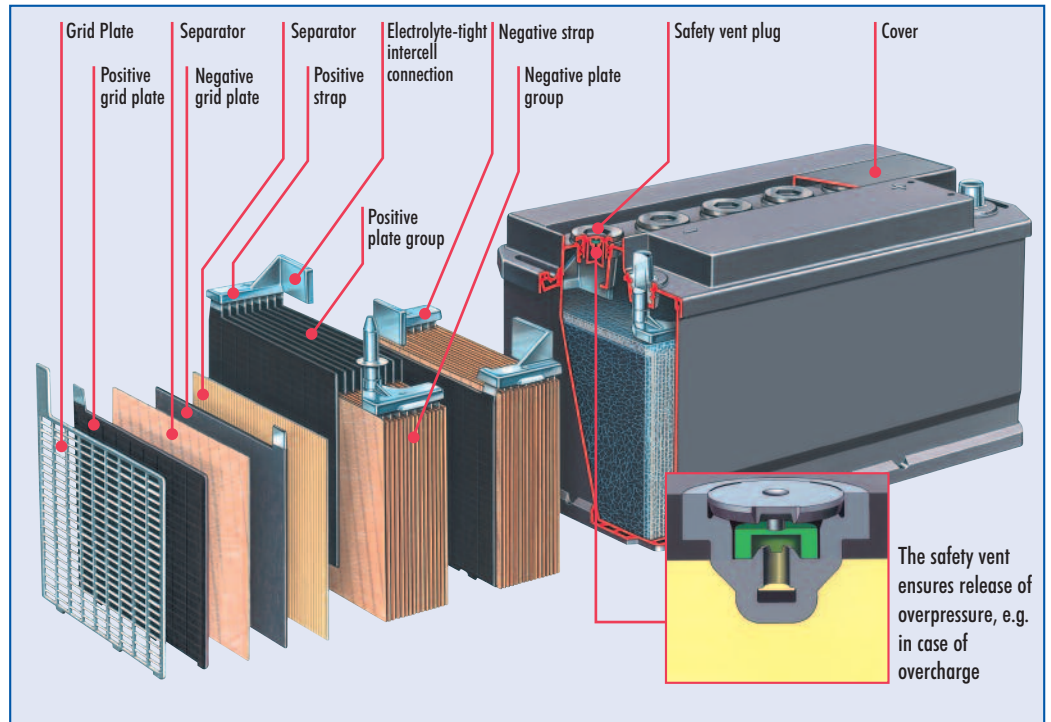
RESULT – MORE PERFORMANCE AND LONGER SERVICE LIFE FOR DEMANDING APPLICATIONS



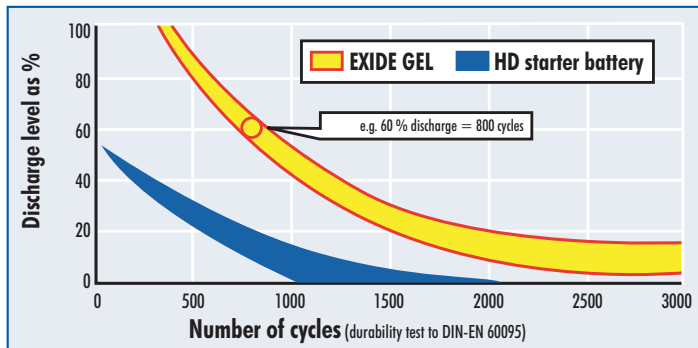
APPLICATIONS

- Cars & light vans
- Commercial vehicles
- Public utility vehicles
- Emergency & special vehicles (Police, fire, ambulances, rescue, etc...)
- Refrigerated vehicles
- Construction machinery
- Solar applications
- Marine (sailing boats, motorised yachts, motor boats, etc...)
- Leisure vehicles (caravans, mobile homes, etc...)

BATTERY CONSTRUCTION

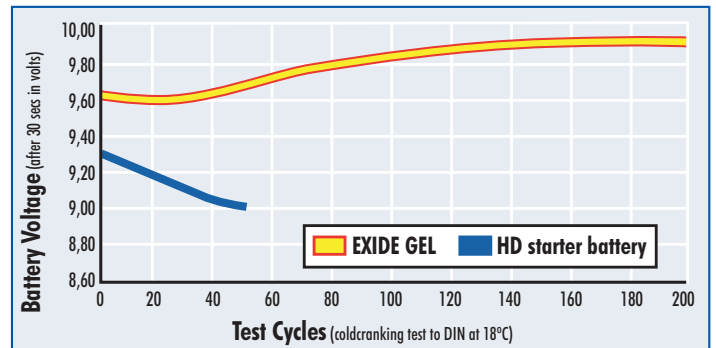


MORE CYCLES – LONGER LIFE



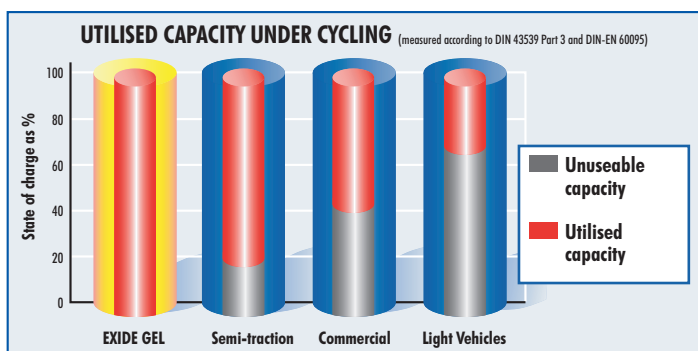
Proof of greater performance and value for money: Compared with the standard HD commercial starter battery. Exide Gel allows a far higher number of cycles at the same discharge level.

CONSTANT COLDCRANKING PERFORMANCE



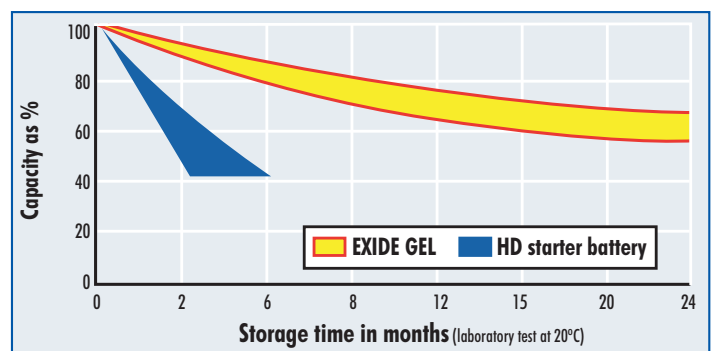
Compared with the conventional HD starter battery that constantly loses starting power during its lifetime, the Exide Gel starts with increasing coldcranking performance, coming to a constant level over its entire service life.

MORE USEABLE CAPACITY



Unlike the conventional battery, the Exide Gel allows 100% discharge.

MINIMAL SELF-DISCHARGE



Due to its extremely low self-discharge, the Exide Gel still has over 80% of its nominal capacity after a storage time of six months – even after two years it still retains over 60%. Without recharge!!

GUARANTEE

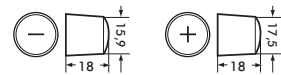
A 24 month European guarantee applies to all Exide Gel batteries being used for all starting applications, covering faulty manufacture or materials.

If the battery is being used for a cyclic application i.e. an application requiring constant discharge & recharge, a 12 month guarantee will be given.

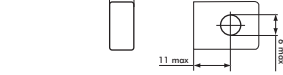
TYPE OVERVIEW

Type	Voltage (v)	Dimensions (LxWxH/mm)	Weight (kg)	Capacity (20h/Ah)	Capacity (100h/Ah)	CCA (DIN)	CCA (SAE)	Hold Down	Layout	Terminal type	Useable for BBMS Sizes
G40**	12	210 x 175 x 175	13.4	36	—	175	230	B4	0	5	085
G40S*	12	210 x 175 x 175	15.1	38	42	—	—	B4	0	1	085
G60	12	278 x 175 x 190	21.2	60	67	270	450	B3	0	1	067
G80	12	353 x 175 x 190	26.8	80	90	340	600	B3	0	1	017
G85	12	330 x 171 x 236	30.0	85	95	270	450	—	1	1	644
G110	12	286 x 269 x 230	40.0	110	125	450	—	—	2	1	6TN
G120	12	513 x 189 x 223	40.7	120	130	450	760	—	3	1	627
G120S*	12	345 x 175 x 290	40.5	120	130	—	—	—	0	1	647
G140	12	513 x 223 x 225	47.8	143	155	540	920	—	3	1	629
G210	12	518 x 291 x 242	70.0	210	235	630	1100	—	3	1	625
G180/6*	6	244 x 190 x 275	30.0	180	205	—	—	—	1	1	BXL170

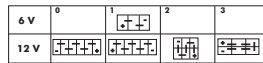
Terminal type 1



Terminal type 5



Layouts



* restricted to power supply
** especially vibration resistant, suitable for vibratory plates

CHARGING METHOD

Only chargers following IU or IU₀U₁ charging characteristics should be used together with the given reference data

EXTERNAL CHARGING OF EXIDE GEL BATTERIES:

- I phase with current intensities of between 10 and 30 A/100 Ah. (Recommendation 1/10 of the battery capacity, e.g. 10 A for 10 OAH)
- U phase or U₁ phase (main charging phase) with constant voltage between 14.1 and 14.4 C
- U₂ phase (float charge) with constant voltage of 13.8 V.
- I Charging times phase IU or IU₁ at least 12 hrs, change to U₂ phase after 12-16hrs

CHARGING WITH ON-BOARD GENERATOR:

- With 12 V system 14.1 to 14.4 V controller voltage
- With 24 V system 28.2 to 28.8 V controller voltage

WITH SOLAR PANELS:

- 14.2 V constant

PERFORMANCE PROFILE

THE EXIDE RANGE COMPARED: PERFORMANCE BY SIZE

