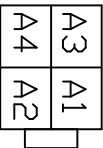
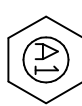


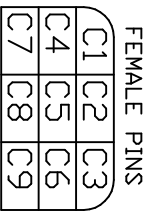
PIN CODE	FUNCTION
A1	EARTH INPUT
A2	EARTH INPUT
A3	LIVE INPUT
A4	NEUTRAL INPUT
PIN CODE	FUNCTION
B1	LIVE (MCB3)
B2	EARTH
B3	NEUTRAL (MCB3)
B4	LIVE (MCB2)
B5	EARTH
B6	NEUTRAL (MCB2)
B7	LIVE (MCB3) and WATER HEATER
B8	EARTH
B9	NEUTRAL (MCB3) and WATER HEATER
PIN CODE	FUNCTION
C1	LIVE (MCB1)
C2	EARTH
C3	NEUTRAL (MCB1)
C4	LIVE (MCB1)
C5	EARTH
C6	NEUTRAL (MCB1)
C7	LIVE (MCB2) and SPACE HEATER
C8	EARTH
C9	NEUTRAL (MCB2) and SPACE HEATER
PIN CODE	FUNCTION
D1	CARAVAN BATTERY +12V
D2	CAR BATTERY +12V
PIN CODE	FUNCTION
E1	FUSE1 10A
E2	FUSE2 10A
E3	FUSE3 5A
E4	FUSE4 5A
E5	FUSE5 10A
E6	FUSE6 10A
E7	FUSE6 10A
E8	FUSE6 10A
E9	FUSE7 10A
E10	FUSE7 10A
E11	FUSE8 5A
E12	FUSE8 5A
PIN CODE	FUNCTION
F1	DC - VE
F2	DC - VE
F3	DC - VE
F4	DC - VE
PIN CODE	FUNCTION
G1	RELAY +12V INPUT
G2	RELAY COIL -VE
G3	RELAY COIL +VE
G4	RELAY N/C OUTPUT
G5	RELAY N/D OUTPUT
G6	SWITCH RETURN



240V INPUT



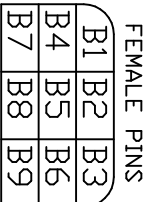
M4 EARTH



240V OUTPUT



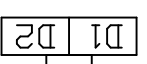
RED DDT



240V OUTPUT



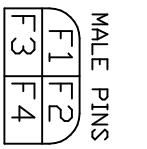
BLUE DDT



BATTERY +VE



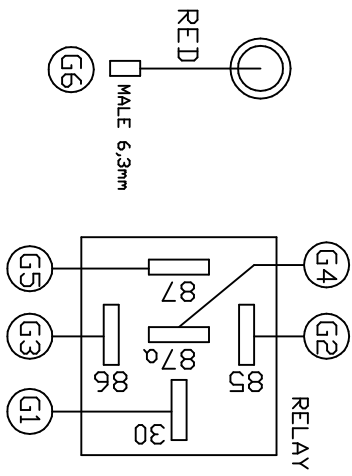
MALE PINS



MALE PINS

DC +VE

DC -VE



NOTES:

- 1) MCB1=10A, MCB2=10A, MCB3=6A
- 2) Charger linked internally to MCB3
- 3) F1,F2,F5,F6,F7=10A F3,F4,F8=5A



Descrizione: CHARGER PD-NE2006-CMS BASE UNIT

TEL: 0434768090 - FAX: 0434768088

Codice: 1432.206.05

FileSCH_PD-NE2006-ENG

Firma

Rev. Data

000 04/11/05

Note

Astolfi M.